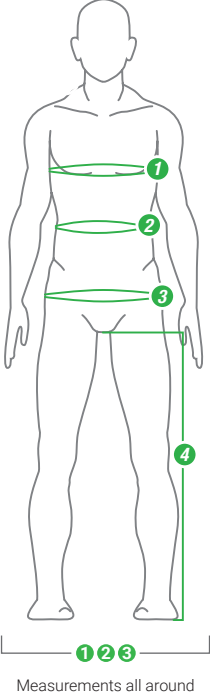


FIT GUIDE

CYCLING

MEN SIZE CHARTS



Standard and Relaxed Fit

	XXS		XS		S		M		L		XL		XXL		3XL		4XL	
	IN.	CM	IN.	CM	IN.	CM	IN.	CM	IN.	CM	IN.	CM	IN.	CM	IN.	CM	IN.	CM
1 CHEST MEASUREMENT	29-31	73-79	32-34	81-86	35-37	89-94	38-40	96-101	41-43	104-109	44-46	111-116	47-49	119-124	50-52	127-132	53-55	135-139
2 WAIST MEASUREMENT	26-28	66-71	28-30	71-76	30-32	76-81	32-34	81-86	35-37	89-94	38-41	94-104	42-45	106-114	46-48.5	116-122	49-51	124-130
3 HIPS MEASUREMENT	29-31	73-79	32-34	81-86	35-37	89-94	38-40	96-101	40.5-42	103-107	43-44.5	109-113	45-46.5	114-118	47.5-49	120-124	50-52	127-133
4 INSEAM	29	73	30	76	31	79	32	81	33	84	33	84	33	84	33	84	33	84

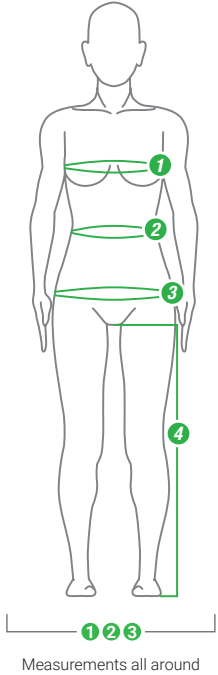


Garment that provides a close to the body fit without compressing



Roomier fit that provides a casual look and good range of movement.

WOMEN SIZE CHARTS



Standard and Relaxed Fit

	XXS		XS		S		M		L		XL		XXL		3XL		4XL	
	IN.	CM	IN.	CM	IN.	CM	IN.	CM	IN.	CM	IN.	CM	IN.	CM	IN.	CM	IN.	CM
1 CHEST MEASUREMENT	29-31	74-79	31-33	79-84	33-35	84-89	35-37	89-94	38-40	96-101	41-43	104-109	44-46	111-116	47-49	119-124	50-52	127-133
2 WAIST MEASUREMENT	25-26	63.5-66	26-27	66-69	27-29	69-74	29-31	74-79	32-34	81-86	35-38	89-96	39-42	99-106	43-45	109-114	46-48	116-122
3 HIPS MEASUREMENT	32-34	81-86	34-36	86-91	36-38	91-96	38-40	96-101	41-43	104-109	44-46	111-116	47-49	119-124	50-52	127-133	53-55	135-140
4 INSEAM	28	71	29	74	30	76	31	79	32	81	32	81	32	81	32	81	32	81



Garment that provides a close to the body fit without compressing

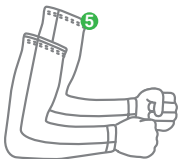


Roomier fit that provides a casual look and good range of movement.

*The hips are measured at the fullest part of the seat. Measurements are taken wearing a sports bra.

ACCESSORIES

WARMERS SIZE CHART



5 Measurements all around.

	XS		S		M		L		XL		XXL	
	IN.	CM	IN.	CM	IN.	CM	IN.	CM	IN.	CM	IN.	CM
5 BICEPS	10-11	25.5-28	11-12	28-30.5	12-13	30.5-33	13-14.5	33-36.5	14.5-16	36.5-40.5	16-17.5	40.5-44.5